

# Showcasing our tools and resources available to you

Julia O'Brien, Group Networks Officer

# What we will cover

- What **Group Networks can do** for your group
- What **Local contacts can do** for your group
- **Tools and resources available** for you as leaders
- Live **demo** of the **intranet**

# What can Group Networks team do for you?

- Promote support **groups**
- Arrange national **online sessions**
- Develop **tools** and **resources** for you
- Send **opportunities** and updates on email



If you have any questions about these, do contact us at

[Groupnetworks@stroke.org.uk](mailto:Groupnetworks@stroke.org.uk)

# What can your local team do for you?


- Support with **recruiting volunteers**
- **Signpost** you to the right **team**
- Bring volunteers together at **local forums**
- Connect you with **local organisations**
- **Refer** new **members** to groups



# What can other teams do for you?

- Finance contact – Lin Spilsbury

[Groupfinances@stroke.org.uk](mailto:Groupfinances@stroke.org.uk)




- Health and Safety – Sarah Staite's team

[healthandsafety@stroke.org.uk](mailto:healthandsafety@stroke.org.uk)



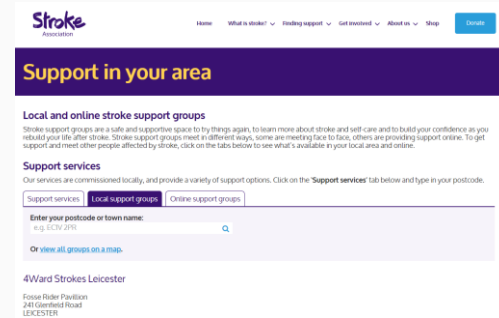
- Business support - Lynne Messenger's team

[businesssupport@stroke.org.uk](mailto:businesssupport@stroke.org.uk)



# Referrals to your groups

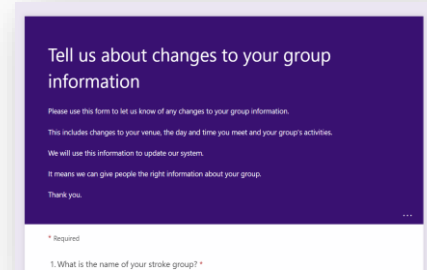
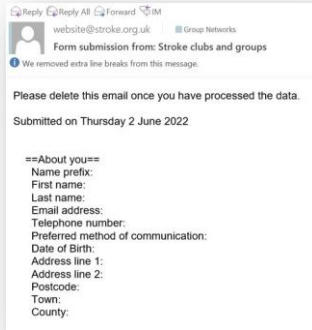
- Helpline
- Local teams
- Postal mailings
- **Stroke Association Website**



- You can find your **group listing** on the Stroke Association **website** in this link:  
<https://www.stroke.org.uk/finding-support/support-groups>
- Do let us know if you would like any **changes** to your information via the **form** in the **next slide**.
- If your group is offering **online meetings**, do **check** your details in the **Online** support groups **tab**.

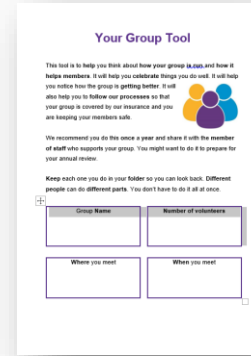

# Referrals from the Stroke Association website

- **Email** you receive
- **Form** to **update** your group details on the Stroke Association website

A screenshot of a web form titled 'Tell us about changes to your group information'. The form has a purple header and a white body. The text inside the form explains that the form is used to update group information, including venue, day, and time. It also states that the information will be used to update the system and provide better information about the group. At the bottom, there is a section for '1. What is the name of your stroke group?' with a required field indicator.

- You can find the **form** to update your group details in the **Volunteer resources** page on the **intranet**.  
<https://intranet.stroke.org.uk/>
- A link to the form is in the **Promoting your support group and brand guidelines** tab.

# Main resources available to you as volunteers



- These are the **main guides** you need for running your groups. You can find the digital copies via the intranet Volunteer resources page on the **intranet**.
- Links to these guides are in the **key resources** section in the top half of the page.

<https://intranet.stroke.org.uk/>

- **More information** on accessing the intranet is on **slide 11** of this presentation.
- If you would like **printed copies**, do get in touch with your **local contact**.



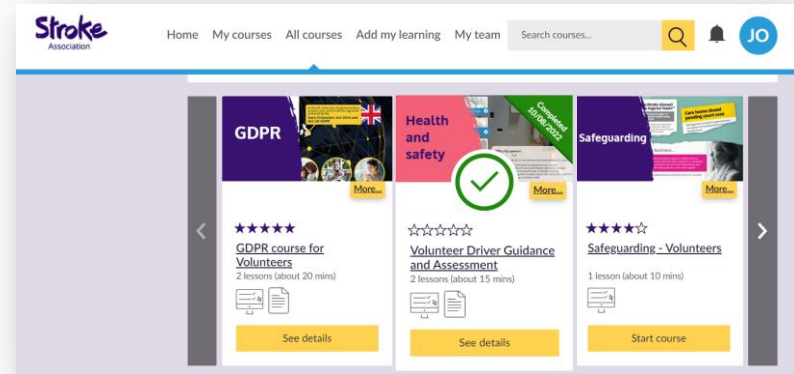
# Tool for training

- You can access your essential and optional training **courses** on the Kallidus Learn site via the **Volunteer resources** page on the intranet.

<https://intranet.stroke.org.uk/>

- You will find a **link** to the site and FAQ guidance in the **Training for volunteers** drop down menu.

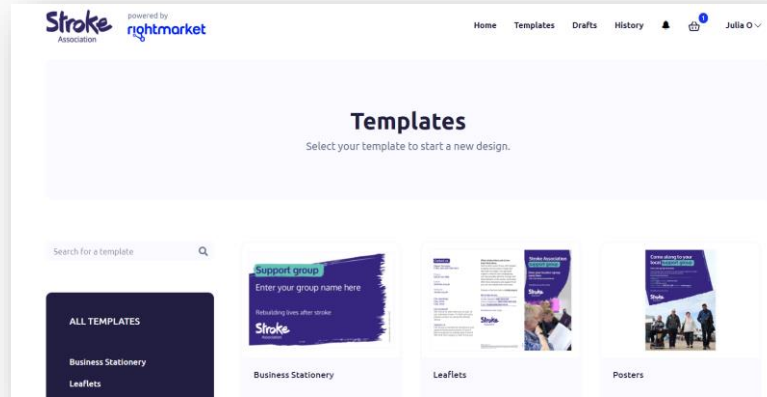
## LEARN site



# New tool - Creative Hub

For ordering:

- Flyers
- Leaflets
- Posters



- You can access the Creative Hub via the **Volunteer resources** page on the **intranet** <https://intranet.stroke.org.uk/>
- You will find a link to the Creative Hub and guidance in the **Promoting your support group and brand guidelines** drop down menu.

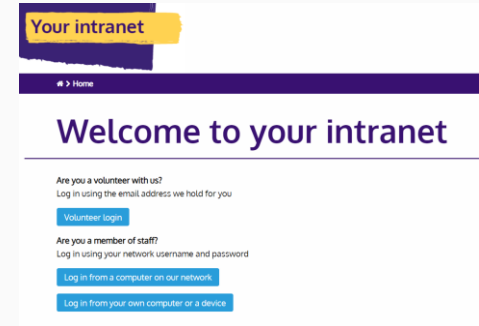
# Accessing the intranet

To access the intranet login page as shown to the right, click on this link:

<https://intranet.stroke.org.uk/>

If you have any problems logging in, do contact our internal comms - [Internalcomms@stroke.org.uk](mailto:Internalcomms@stroke.org.uk)

To access the resources in this presentation and many more, go into the **What you need** menu at the top of the home page and click on **Volunteer resources**. Do reach out to [Groupnetworks@stroke.org.uk](mailto:Groupnetworks@stroke.org.uk) if you have questions or would like support with the resources.



# Summary

## Tools and support available to you:

- **Intranet** for tools and resources
- **Printed guides** from your local contacts
- Stroke Association **staff** teams
- Volunteers from **other groups**

# Questions



Rebuilding lives  
after stroke